

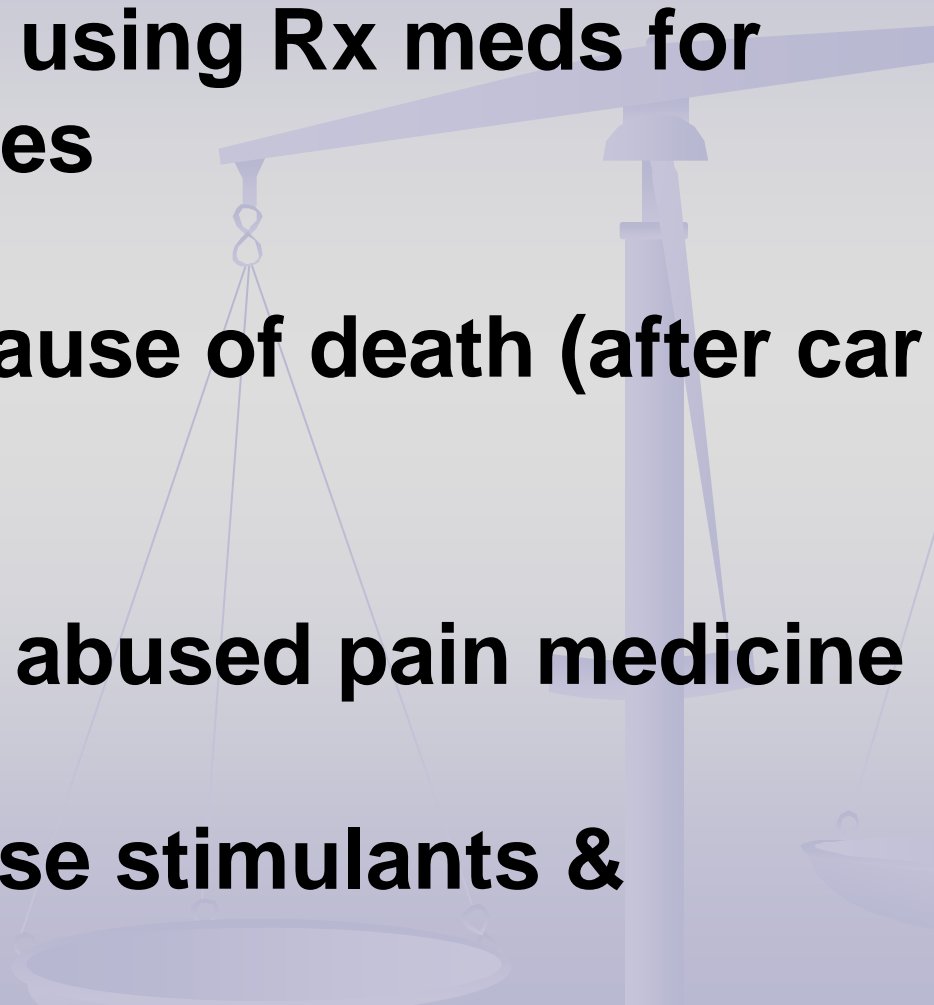
# **Legal Responses to Prescription Drug Overdoses**



**December 2-3, 2008**

**Atlanta, GA**

# Prescription Drug Abuse Facts About Kentucky

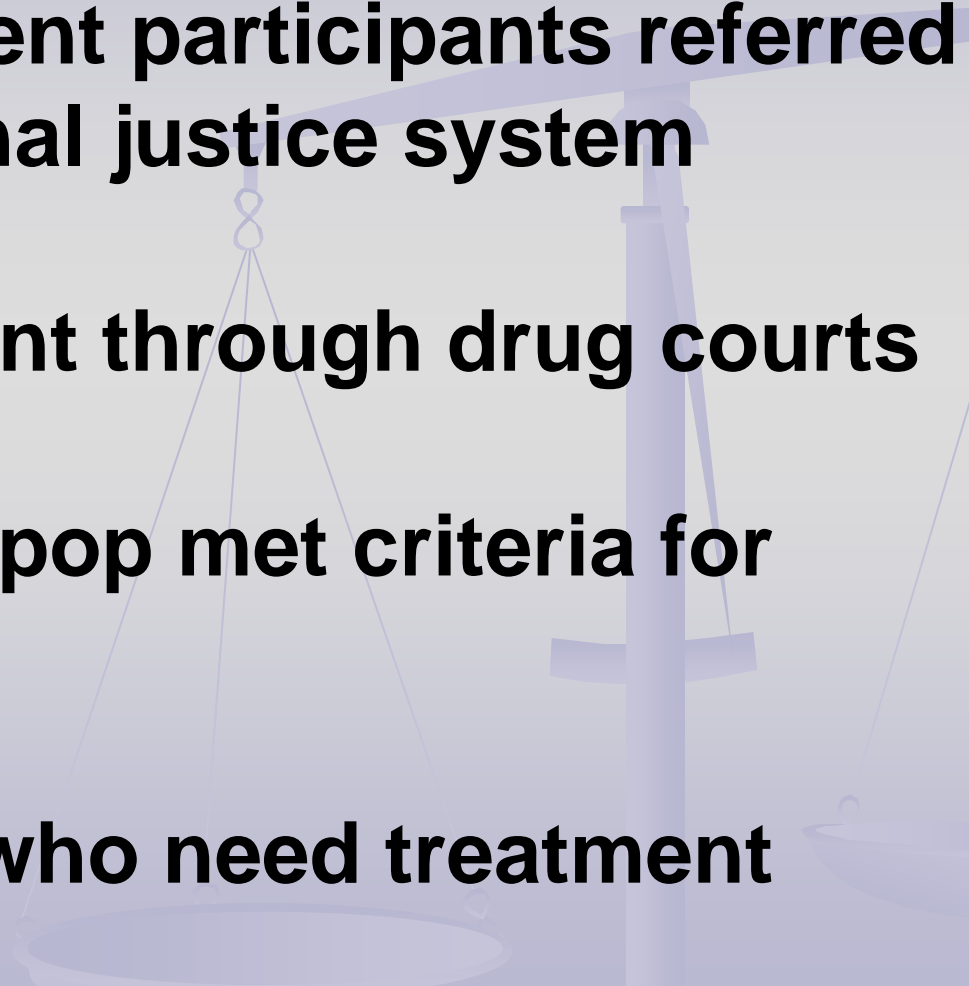
- **KY leads nation using Rx meds for non-medical uses**
  - **Overdoses #2 cause of death (after car crashes)**
  - **1 in 5 teens has abused pain medicine**
  - **1 in 5 teens abuse stimulants & tranquilizers**
- 

# Demographics



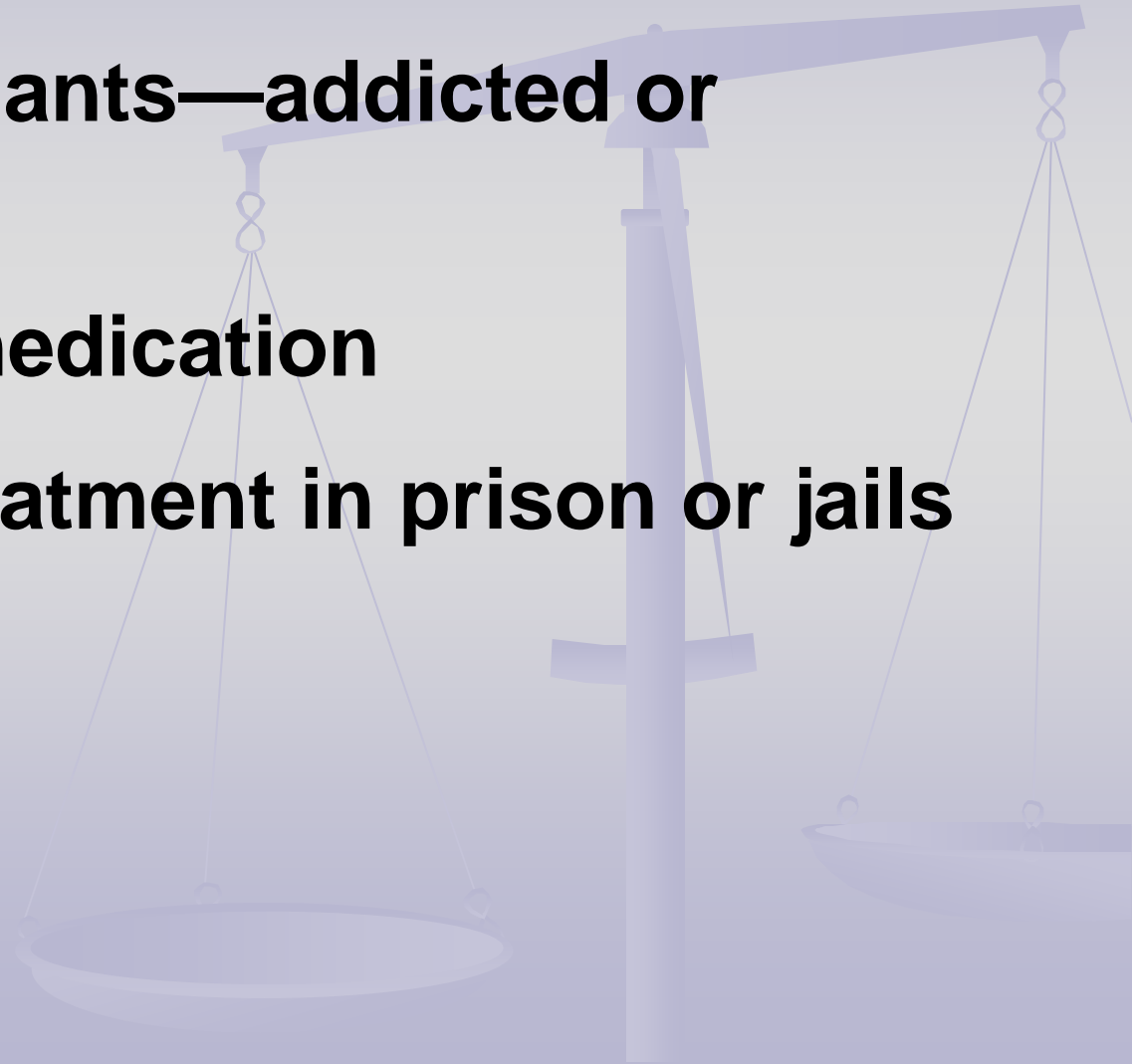
- **KY River Community Care Region-**
- **8 counties in eastern KY**
- **Median income--\$20,232 in KRCCR**
- **Median income for KY--\$33,672**
- **12.7% KY families live in poverty**
- **43.4% KRCCR families live in poverty**

# Demographics—Cont.

- **78% of treatment participants referred through criminal justice system**
  - **5% in treatment through drug courts**
  - **9% of general pop met criteria for treatment**
  - **9% of people who need treatment receive it**
- 

# Drug Court

- **80% of defendants—addicted or dependent**
- **2 of 3 on Rx medication**
- **Little or no treatment in prison or jails**



# Part I Crimes

- **Murder**
- **Forcible Rape**
- **Robbery**
- **Aggravated Assault**




# Part I Crimes—Cont.

- **Burglary**
- **Larceny-Theft**
- **Auto Theft**
- **Arson**



# Part II Crimes

- **Sex Offenses (Except Rape & Prostitution)**
  - **Narcotic Drug Laws**
  - **Gambling**
  - **Offenses Against Family**
  - **Driving Under the Influence**
- 

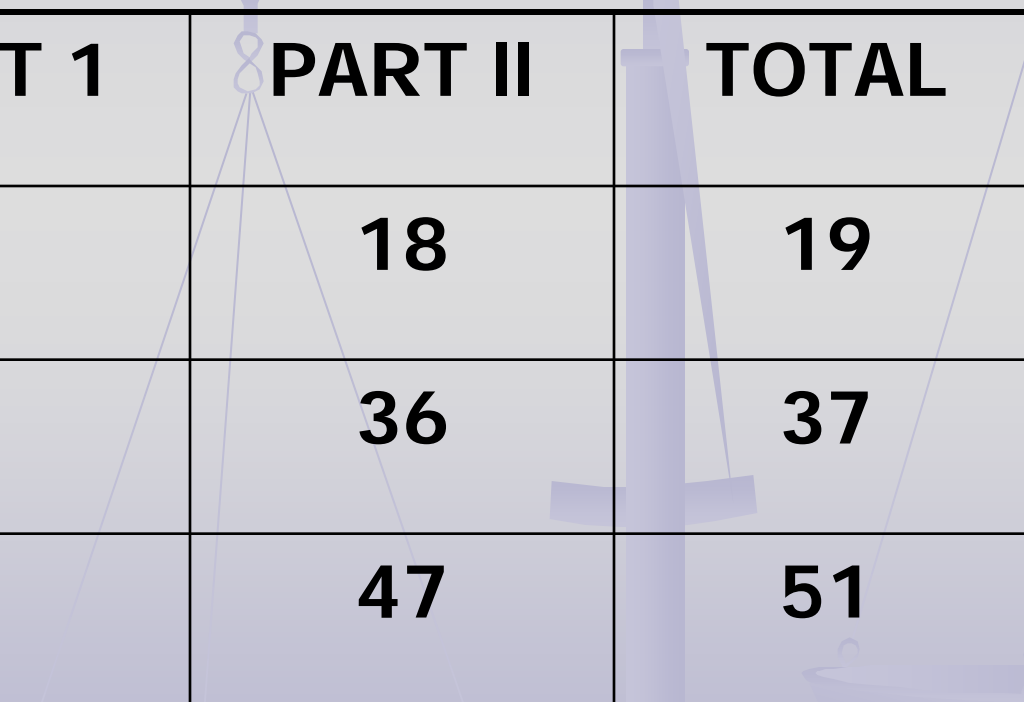
# Part II Crimes-Cont.

- **Liquor Laws**
- **Drunkenness**
- **Disorderly Conduct**
- **All other offenses (except traffic)**
- **Curfew & Loitering Law Violations**
- **Runaways**



# Effectiveness - 2006

- Number of Crimes per 1000 People



COUNTY	PART 1	PART II	TOTAL
GREENUP	1	18	19
LEWIS	1	36	37
MASON	4	47	51

# Effectiveness—2006

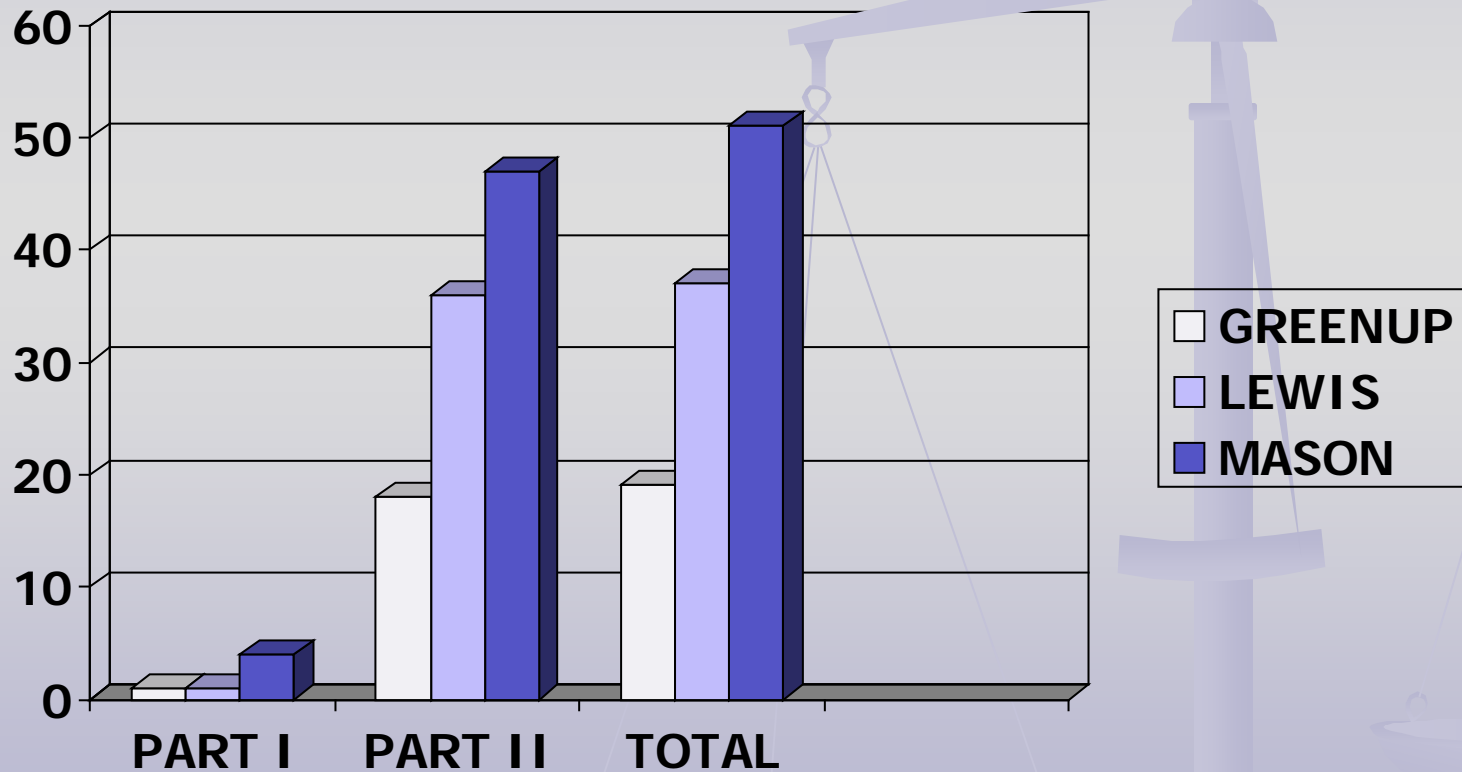
Number of crimes per 1000

<b>COUNTY</b>	<b>PART I</b>	<b>PART II</b>	<b>TOTAL</b>
<b>GREENUP</b>	<b>1</b>	<b>18</b>	<b>19</b>
<b>LEWIS</b>	<b>1</b>	<b>36</b>	<b>37</b>
<b>MASON</b>	<b>4</b>	<b>47</b>	<b>51</b>

**\*Information of Kentucky State Police statistics**

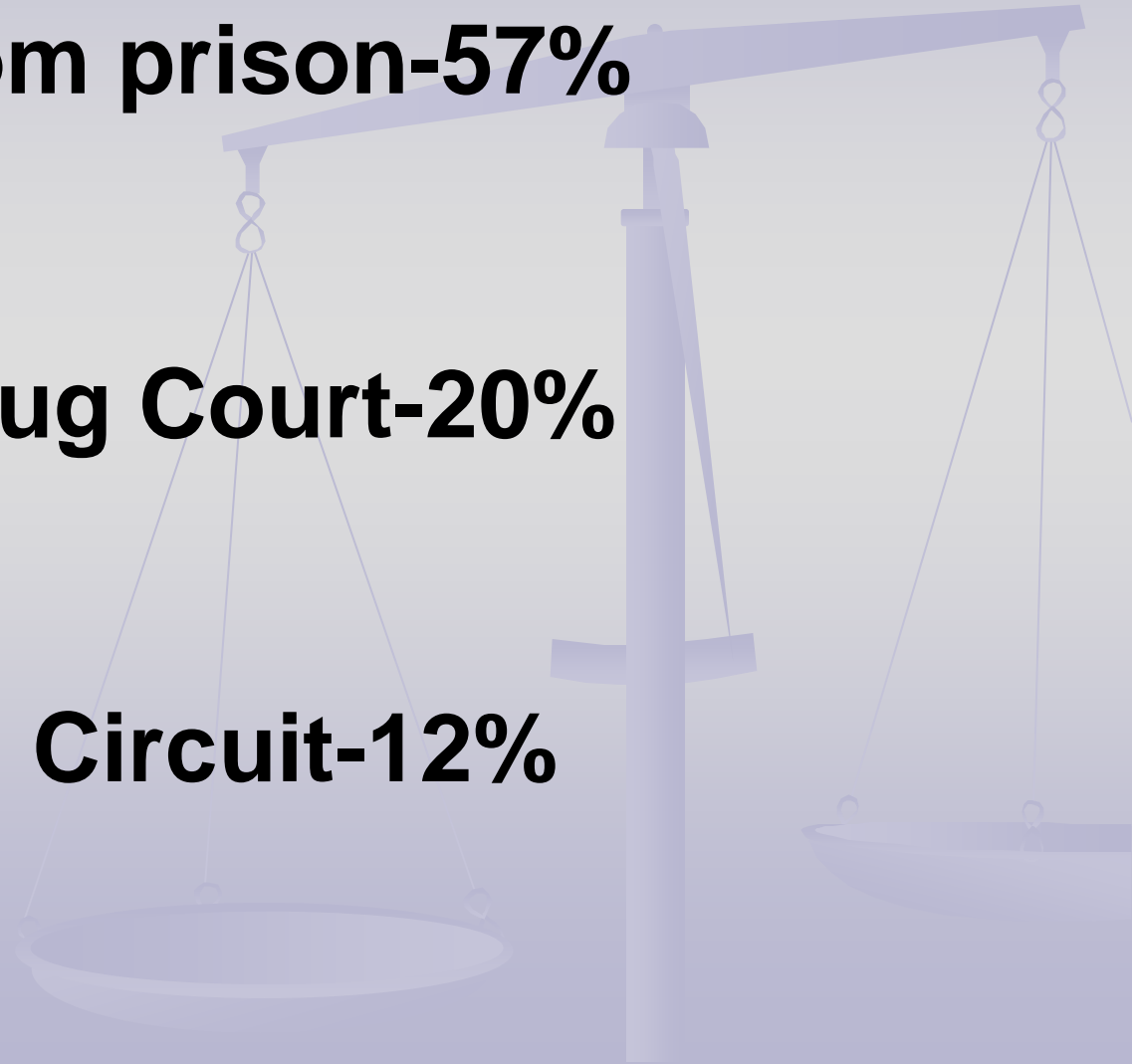
# Effectiveness - 2006

## Number of Crimes per 1000 People



# Drug Court Recidivism

- Released from prison-57%  
(2 years)
- Kentucky Drug Court-20%  
(2 years)
- 20<sup>TH</sup> Judicial Circuit-12%  
(4 years)

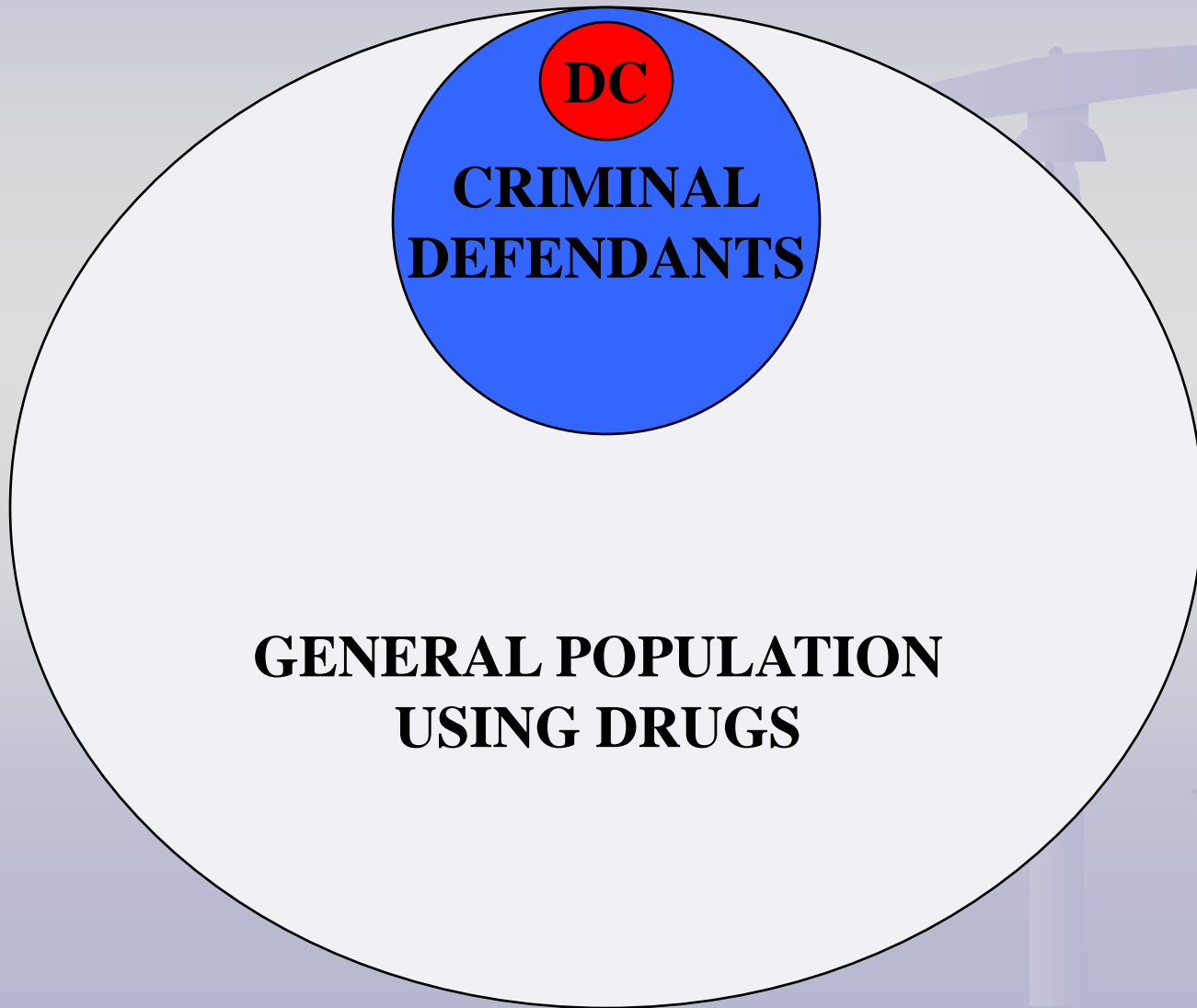


# UNITE



- **Unlawful Narcotics Investigations, Treatment & Education (UNITE)**
- **5<sup>th</sup> Congressional District**
- **Vouchers—most not in criminal justice system**
- **1<sup>st</sup> 400 people—50% used OxyContin**

# Tip of Iceberg



**DC**

**CRIMINAL  
DEFENDANTS**

**GENERAL POPULATION  
USING DRUGS**

# Suggestions



- **Med Lic Bds suspend Dr.'s license**
- **Mandatory training for doctors on abuser's presentation**
- **Re-entry courts**
- **Involuntary treatment courts-Civil**